



ZAMFARA STATE OF NIGERIA
TALATA MAFARA LOCAL GOVERNMENT
REPORT AND FINANCIAL STATEMENTS (IPSAS - CASH)
For the Year Ended 31st December, 2022



His Excellency,
HON. DR. BELLO MOHAMMED, MON
(Matawallen Maradun, Barden Kasar Hausa, Shattiman Daular Usmaniyya)
Executive Governor, Zamfara State



ZAMFARA STATE OF NIGERIA
TALATA MAFARA LOCAL GOVERNMENT
REPORT AND FINANCIAL STATEMENTS (IPSAS - CASH)
For the Year Ended 31st December, 2022



His Excellency,
SEN. HASSAN MUHAMMAD NASIHA
(Jarman Gusau)
Deputy Governor, Zamfara State



ZAMFARA STATE OF NIGERIA
TALATA MAFARA LOCAL GOVERNMENT
REPORT AND FINANCIAL STATEMENTS (IPSAS - CASH)
For the Year Ended 31st December, 2022



RT. HON. NASIRU MU'AZU MAGARYA
(Tafidan Kanwa, Katukan Kasuwar Daji)
Honourable Speaker
Zamfara State House of Assembly



ZAMFARA STATE OF NIGERIA
TALATA MAFARA LOCAL GOVERNMENT
REPORT AND FINANCIAL STATEMENTS (IPSAS - CASH)
For the Year Ended 31st December, 2022



ALH. ABUBAKAR S. PAWA DAMBO

(Jarman Bakura)

Honourable Commissioner
Ministry for Local Government Affairs
Zamfara State



ZAMFARA STATE OF NIGERIA
TALATA MAFARA LOCAL GOVERNMENT
REPORT AND FINANCIAL STATEMENTS (IPSAS - CASH)
For the Year Ended 31st December, 2022



ALH. ABUBAKAR MUHAMMAD BARMO


(Dan Galadiman Mafara)

Permanent Secretary

Ministry for Local Government Affairs
Zamfara State



ZAMFARA STATE OF NIGERIA
TALATA MAFARA LOCAL GOVERNMENT
REPORT AND FINANCIAL STATEMENTS (IPSAS - CASH)
For the Year Ended 31st December, 2022



HON. DAHIRU MAI YARA
Sole Administrator
Talata Mafara Local Government, Zamfara State



TALATA MAFARA LOCAL GOVERNMENT
ACCOUNTS FOR THE YEAR ENDED
31ST DECEMBER, 2022

CONTENTS	PAGES
SOLE ADMINISTRATOR'S REPORT	2
FINANCE DIRECTOR'S REPORT	3
AUDITOR'S GENERAL CERTIFICATION	4
ACCOUNTING POLICIES	5
CASH FLOW STATEMENT	6-8
STATEMENT OF ASSETS AND LIABILITIES	9-10
STATEMENT OF CONSOLIDATED REVENUE FUND	11-12
STATEMENT OF CAPITAL DEVELOPMENT FUND	13
NOTES TO THE ACCOUNTS	14-21
CERTIFICATES OF BANK BALANCES	22- 32



ZAMFARA STATE OF NIGERIA
TALATA MAFARA LOCAL GOVERNMENT
REPORT AND FINANCIAL STATEMENTS (IPSAS - CASH)
For the Year Ended 31st December, 2022



Office of the Administrator

TALATA MAFARA LOCAL GOVERNMENT COUNCIL
ZAMFARA STATE-NIGERIA

OFFICE ADDRESS:
Talata Mafara Local Govt. Secretariat
Along Gusau-Sokoto Road, Talata Mafara

Our Ref: TMA/AA/VOL.II/85

Date: 31st August, 2023


SOLE ADMINISTRATOR'S REPORT

The Annual Financial Report for the fiscal year 2022 contains a report of the financial operations and the Financial Statements of the Local Government. The purpose of this Annual Financial Report is to provide, in a single document, basic financial information that gives a succinct, yet comprehensive summary of the financial position and operation of the Local Government.

The Statements were prepared in compliance with the Finance (Control and Management) Act Cap 1958 as amended and in compliance with International Public Sector Accounting Standard (IPSAS CASH). The financial position and performance of the Local Government are adequately highlighted in the Statements which include the Cash Flow Statement, Statement of Assets and Liabilities, Statement of Consolidated Revenue Fund and Statement of Capital Development Fund.

The information provided by the Statements are intended to meet the need of users which include Taxpayers, Members of the Legislature, Policy Analysts, the Media, Investors, Creditors and International Financial Agencies.

The Statements of the Local Government for the fiscal year 2022 were examined and certified by the Auditor General for Local Governments in accordance with the provisions of Local Government relevant laws. Based on the opinion of the Auditor General the Statements were fairly presented in all material respects. Therefore, the Financial Position and Report of Talata Mafara Local Government as at 31st December, 2022 are hereby recommended for public use.


Hon. Daniru Mai Yara
Sole Administrator.

All correspondence should be addressed to the office of the Sole Administrator Zamfara State



Office of the Administrator

TALATA MAFARA LOCAL GOVERNMENT COUNCIL
 ZAMFARA STATE-NIGERIA

OFFICE ADDRESS:
 Talata Mafara Local Govt. Secretariat
 Along Gusau-Sokoto Road, Talata Mafara

Our Ref: TMA/AA/VOL.II/84

Date: 31st August, 2023

**FINANCE DIRECTOR'S REPORT TO THE COUNCIL MEMBERS
 OF TALATA MAFARA LOCAL GOVERNMENT**

We have prepared the Local Government Accounts, together with accompanying schedules as set out on page 6 – 32 for the year ended 31st December, 2022 under Historical Cost Convention and in accordance with International Public Sector Accounting Standard (IPSAS CASH).

In fulfillment of my accounting and reporting responsibilities as Director of Finance, I ensure that adequate internal control measures are installed to provide reasonable assurance that the transactions recorded are within statutory authority and truly reflect the use of all public financial resources by the Local Government.

The accounts which are prepared in accordance with the provision of the Finance (Control and Management) Act 1958 as amended reflect the true Financial Position of the Local Government and its operations for the year ended 31st December, 2022.

The efforts of all staffers of the Department and other related Departments in the Local Government are worthy of mention and recognition in the compilation of this Annual Financial Report.

.....
Alh. Hassan Bello
 Director Finance & Supply



All correspondence should be addressed to the office of the Sole Administrator Zamfara State



OFFICE OF THE AUDITOR GENERAL
FOR LOCAL GOVERNMENTS
ZAMFARA STATE OF NIGERIA

LGA/AA/VOL.II/187

5th October, 2023



AUDITOR'S GENERAL CERTIFICATION
TALATA MAFARA LOCAL GOVERNMENT ACCOUNTS

We have audited the 2022 Accounts of Talata Mafara Local Government Council set out on page 6 – 32 which have been prepared under Historical Cost Convention and on the basis of Significant Accounting Policy set out on page 5.

DIRECTOR OF FINANCE AND AUDITOR GENERAL FOR LOCAL GOVERNMENT RESPONSIBILITIES

In accordance with section 90 of the Local Government law 2012 of Zamfara State and section 24 of the Public Finance (Control and Management) Act 1958 as amended, the Director of Finance is responsible for the preparation of the Financial Statements which he did on International Public Sector Accounting Standards (IPSAS CASH), while it is my responsibility to audit and form an independent opinion on the Financial Statements.

BASIS OF OPINION

The audit was conducted in compliance with section 98 of the Local Government law 2012 of Zamfara State of Nigeria and Chapter 39.1 of the Financial Memoranda for Local Governments. The audit was also conducted in accordance with Generally Accepted Auditing Standards for Public Sector Accounts and in compliance with the provision of International Organization of Supreme Audit Institutions INTOSAI. An audit includes examination on test basis of evidence relevant to the figures disclosed in the Financial Statements. The audit was planned and performed to obtain information and explanations considered adequate in order to provide sufficient evidence to give reasonable assurance that the Financial Statements are free from material mis-statement. In addition, projects and programmes were verified in line with responsibility as required by law, the financial statements have been certified, subject to comments and observation contained in my report.

OPINION

In my opinion, subject to the observation/comments contained in my report, the statements give a true and fair view of the financial transaction of Talata Mafara Local Government of Zamfara State for the year ended and the financial position as at 31st December, 2022 and of its surplus of income over expenditure and cash flow statement for the year ended on that date.

Aminu Mammaga CPA/ACCA/ACCrFA
Auditor General
(Local Government)



1.0 ACCOUNTING POLICIES

The following are the significant accounting policies adopted by the Local Government Council in the preparation of these accounts.

1.1 ACCOUNTING CONVENTION

These accounts have been prepared in accordance with Historical Cost Convention.

1.2 BASIS OF ACCOUNTING

Basis of accounting refers to the method employed in the recording and reporting of transactions. Therefore, the basis of accounting in the Local Government Council is on International Public Sector Accounting Standards (IPSAS CASH). Under the cash basis accounting, revenue is recognized only when cash are received and expenses are recorded here, they are paid in cash.

1.3 RECEIPTS

These are cash inflows within the Financial Year. They comprise of receipts from Statutory Allocations, Taxes, External Assistance, Other Aid and Grants, other borrowings, capital receipts (Sale of Government Assets etc), Receipts from Trading activities and other receipts.

1.4 PAYMENTS

These are recurrent and capital cash outflows made during the financial year and are categorized by sector in the statement of cash and payments.

Payments for purchase of items of capital nature (PPE) are expensed in the year in which the item has been purchased. It is disclosed under capital payments. Investments in PPEs are also treated in the same way as capital purchases.

1.5 LOAN REPAYMENTS

Cash receipts from loans granted to other agencies and Government are classified under loan repayments in the Statement of Receipts and Payments. Amount disclosed are actual received during the year.

1.6 INVESTMENTS

Cash payments made for investment purposes such as purchase of Government Stock, Treasury Bills Certificates of Deposit, are capital costs and are disclosed as purchase of financial instruments or may be given an appropriate name as the case may be. They are separately disclosed in the GPFS (Statement of Receipts and Payments) under capital payments.

1.7 ADVANCES

The Government policy specifically states that all advances shall be retired before the end of the financial year. However, should circumstances occur (including an Emergency) where either an advance is given out close to the financial year end or an advance already given could not be accounted for, such an advance (or balance outstanding) shall be treated as cash equivalent since there shall be no proof that such funds have been utilized.



TALATA MAFARA LOCAL GOVERNMENT

CASHFLOW STATEMENT FOR THE YEAR ENDED 31st DECEMBER, 2022

ANNUAL BUDGET 2022 ₦		NOTES	ACTUAL 2022 ₦	ACTUAL 2021 ₦
	CashFlows from Operating Activities:			
	Receipts:			
1,625,630,650	Statutory Allocation	1	1,473,162,879	1,373,575,455
724,932,600	Value Added Tax (VAT)		906,328,570	742,929,484
-	Excess Paris Club Refund		-	-
-	Other Receipts	2	207,326,204	159,139,870
	Transfer from other Government Agencies	3	423,875,149	-
	Other Transfers	4	6,655,001	39,874,977
2,350,563,250	Sub-Total- Statutory Allocation		3,017,347,803	2,315,519,786
	Independent Revenue (IGR)			
-	Direct Taxes	5	-	-
-	Rates	5	7,979,300	10,864,270
17,853,980	Licences	5	1,826,350	2,455,090
-	Mining Rents	5	-	-
-	Royalties	5	-	-
8,700,000	Fees	5	6,882,380	6,355,740
-	Fines	5	1,904,400	2,764,520
-	Sales	5	-	-
17,500,000	Earnings	5	8,994,820	12,258,180
-	Sales/Rent of Government Buildings	5	-	-
-	Sales/Rent on Lands and Others	5	210,530	1,914,800
-	Repayments- General	5	-	-
-	Investment income	5	-	-
-	Interest Earned	5	-	1,877,670
-	Re-Imbursement/Miscellaneous Receipt	5	-	-
44,053,980	Sub-Total-Independent Revenue		27,797,780	38,490,270
	Other Revenue Sources of the L/Govt.			
2,394,617,230	Total Receipts		3,045,145,583	2,354,010,056



TALATA MAFARA LOCAL GOVERNMENT

ANNUAL BUDGET 2022 ₦		NOTE	ACTUAL 2022 ₦	ACTUAL 2021 ₦
	Payments:			
399,155,220	Personnel Costs (Incl.Salaries on GRF Charges):	6	150,573,280	334,569,622
383,600,000	Overhead Charges:	7	456,355,588	391,472,568
661,492,640	Consolidated Revenue Fund Charges	8	835,469,580	687,689,894
120,680,000	GRF Charges- Public debt charges	9	242,472,679	163,170,822
	Subvention to Parastatals			
	Other Operating Activities			
-	Other Transfers to Government Agencies	10	27,694,500	70,313,472
	Transfers to Others	11	22,263,529	8,772,495
1,564,927,860	Total Payments		1,734,829,157	1,655,988,873
829,689,370	Net Cash Flow from Operating Activities		1,310,316,427	698,021,183
	CashFlows from Investment Activities:			
295,000,000	Capital Expenditure: Administrative Sector:	12	111,456,787	93,020,266
754,689,370	Capital Expenditure: Economic Sector:	12	39,940,282	28,610,565
280,000,000	Capital Expenditure: Social Service Sector:	12	163,446,257	38,208,580
	Capital Expenditure: Funded from Aids and Grants:			
1,329,689,370	Net Cash Flow from Investment Activities:		314,843,326	159,839,410
	CashFlows from Financing Activities:			
	Proceeds from Aids and Grants			
1,000,000,000	Proceeds from External Loan	13	-	132,916,589
	Proceeds from Internal Loans: FGN/Treasury B.:			
	Proceeds from Loans (Shortterm Loan)	13	132,916,589	26,583,318
(500,000,000)	Repayment of External Loans (Including Servicing)		(1,128,720,141)	(705,768,424)
	Repayment of FGN/Treasury Bonds/FAAC Dedeuction		-	(55,182,325)
	Repayment of Loans from Other Funds			
500,000,000	Net Cash Flows from Financing Activities:		(995,803,552)	(601,450,841)



TALATA MAFARA LOCAL GOVERNMENT

ANNUAL BUDGET 2022 #	NOTE	ACTUAL 2022 #	ACTUAL 2021 #
Movement in Other Cash Equivalent Accounts			
(Increase)/Decrease in Investments			
Net (Increase)/Decrease in Other Cash Equipments			
Total Cashflows from other cash equivalent Accounts			
-	Net Cash for the year	(330,452)	(63,269,069)
<hr/>			
	Cash & Its Equivalent as at 1st January	71,955,563	135,224,632
-	Cash & Its Equivalent as at 31st December	71,625,111	71,955,563



TALATA MAFARA LOCAL GOVERNMENT

STATEMENT OF ASSETS AND LIABILITIES AS AT 31st DECEMBER, 2022

	NOTE	ACTUAL 2022 ₦	ACTUAL 2021 ₦
<u>ASSETS:-</u>			
<u>Liquid Assets:-</u>			
Cash Held by Director Finance & Supply			
- Other Bank of the Treasury	14	129,957	36,613
- Cash Balance of Trust & Other Funds of the LGC			
- Cash Balance with Sub-Treasurer			
- Cash Held by Department & Agencies	15	71,495,154	71,918,950
TOTAL LIQUID ASSETS		71,625,112	71,955,563
<u>Investments and Other Cash Assets:</u>			
Local Government Investments	16	113,366,704	106,722,875
Imprest			
Advances	17	67,282,850	67,282,850
Revolving Loans Granted			
Intangible Assets			
TOTAL INVESTMENTS AND OTHER CASH ASSETS		180,649,554	174,005,725
TOTAL ASSETS		252,274,666	245,961,288



TALATA MAFARA LOCAL GOVERNMENT

	NOTE	ACTUAL 2022 ₦	ACTUAL 2021 ₦
<u>LIABILITIES:-</u>			
<u>PUBLIC FUNDS</u>			
Consolidated Revenue Fund	18	71,625,111	71,955,563
Capital Development Fund			
Trust & Other Public Funds		109,154,400	102,086,775
<u>TOTAL PUBLIC FUNDS</u>		180,779,511	174,042,338
<u>EXTERNAL AND INTERNAL LOANS</u>			
External Loans: LGC			
LGC Bonds & Treasury Bonds			
Nigerian Treasury Bills (NTB)			
<u>Development Loan Stock</u>			
Other Internal Loans (Promissory Notes)			
Internal Loans from Other Funds			
<u>TOTAL EXTERNAL AND INTERNAL LOANS</u>		-	-
<u>OTHER LIABILITIES</u>			
Deposits:-	19	71,495,154	71,918,950
<u>TOTAL LIABILITIES</u>		252,274,666	245,961,288



TALATA MAFARA LOCAL GOVERNMENT

STATEMENT OF CONSOLIDATED REVENUE FUND FOR THE YEAR ENDED 31st DECEMBER, 2022

ACTUAL 2021 ₦	NOTES	ACTUAL 2022 ₦	FINAL BUDGET 2022 ₦	INITIAL/ORIGINAL BUDGET 2022 ₦	SUPPLEMENTARY BUDGET 2022 ₦	VARIANCE ON FINAL BUDGET 2022 %
135,224,632	Opening Balance:	71,955,563				
	ADD: REVENUE					
1,373,575,455	Statutory Allocation	1,473,162,879	1,625,630,650	1,625,630,650		48
742,929,484	Value Added Tax Allocation	906,328,570	724,932,600	724,932,600		29
	Excess Paris Club Refund		-			-
159,139,870	Other Receipts	207,326,204	-			7
-	Transfer from other Government Agencies	423,875,149	-			14
39,874,977	Other Transfers	6,655,001	-			0
2,450,744,418	Sub-Total-Statutory Allocation	3,089,303,366	2,350,563,250	2,350,563,250	-	98
	Independent Revenue (IGR)					
-	Direct Taxes	-	-	-		-
10,864,270	Rates	7,979,300	-	-		29
2,455,090	Licences	1,826,350	17,853,980	17,853,980		7
-	Mining Rents	-	-	-		-
-	Royalties	-	-	-		-
6,355,740	Fees	6,882,380	8,700,000	8,700,000		25
2,764,520	Fines	1,904,400	-	-		7
-	Sales	-	-	-		-
12,258,180	Earnings	8,994,820	17,500,000	17,500,000		32
-	Sales/Rent of Government Buildings	-	-	-		-
1,914,800	Sales/Rent on Lands and Others	210,530	-	-		1
-	Repayments- General	-	-	-		-
-	Investment income	-	-	-		-
1,877,670	Interest Earned	-	-	-		-
-	Re-Imbursement/Miscellaneous Receipt	-	-	-		-
38,490,270	Sub-Total-Independent Revenue	27,797,780	44,053,980	44,053,980	-	100
	Other Revenue Sources of the L/Govt.					
2,489,234,688	TOTAL REVENUE	3,117,101,146	2,394,617,230	2,394,617,230	-	100



TALATA MAFARA LOCAL GOVERNMENT

ACTUAL 2021 ₦	NOTES	ACTUAL 2022 ₦	FINAL BUDGET 2022 ₦	INITIAL/ORIGINAL BUDGET 2022 ₦	SUPPLEMENTARY BUDGET 2022 ₦	VARIANCE ON FINAL BUDGET %
<u>LESS: EXPENDITURE</u>						
334,569,622	Personnel Costs (Incl.Salaries on CRF Charges):	6	150,573,280	399,155,220	399,155,220	38
391,472,568	Overhead Charges:	7	456,355,588	383,600,000	383,600,000	119
687,689,894	Consolidated Revenue Fund Charges	8	835,469,580	661,492,640	661,492,640	126
163,170,822	CRF Charges- Public debt charges Subvention to Parastatals	9	242,472,679	120,680,000	120,680,000	201
70,313,472	Other Transfers to Government Agencies	10	27,694,500	-	-	
8,772,495	Transfers to Others	11	22,263,529	-	-	
<u>OTHER RECURRENT PAYMENTS/EXPENDITURE:</u>						
705,768,424	Repayments:External Loans: LGC		1,128,720,141	500,000,000	500,000,000	226
55,182,325	Repayments:LGC Bonds &Treasury Bonds/FAAC Deduction Repayments:Nigerian Treasury Bills (NTB) Repayments:Development Loan Stock Repayments:Other Internal Loans(Promissory Notes) Repayments:Internal Loans from Other Funds					
2,416,939,621	TOTAL EXPENDITURE:		2,863,549,298	2,064,927,860	2,064,927,860	139
72,295,067	OPERATING BALANCE:		253,551,849	329,689,370	329,689,370	77
<u>APPROPRIATIONS/TRANSFERS:</u>						
159,839,410	Transfer to Capital Development Funds:		314,843,326	1,329,689,370	1,329,689,370	24
159,839,410	Closing Balance:		314,843,326	1,329,689,370	1,329,689,370	24



TALATA MAFARA LOCAL GOVERNMENT

STATEMENT OF CAPITAL DEVELOPMENT FUND FOR THE YEAR ENDED 31st DECEMBER, 2022

ACTUAL 2021 ₦	NOTES	ACTUAL 2022 ₦	FINAL BUDGET 2022 ₦	INITIAL/ORIGINAL BUDGET 2022 ₦	SUPPLEMENTARY BUDGET 2022 ₦	PERF. ON TOTAL %
	Opening Balance:					
72,295,067	Transfer from Consolidated Revenue Fund: Aid and Grants	253,551,849	329,689,370	329,689,370	-	77
159,499,907	External Loans: LGC LGC Bonds & Treasury Bonds Nigerian Treasury Bills (NTB) Development Loan Stock Other Internal Loans (Promissory Notes) Internal Loans from Other Funds	132,916,589	1,000,000,000	1,000,000,000		13
231,794,973	TOTAL REVENUE AVAILABLE:	386,468,438	1,329,689,370	1,329,689,370	-	90
	LESS: CAPITAL EXPENDITURE:					
93,020,266	Capital Expenditure: Administrative Sector:	111,456,787	295,000,000	295,000,000		38
28,610,565	Capital Expenditure: Economic Sector:	39,940,282	754,689,370	754,689,370		5
38,208,580	Capital Expenditure: Social Service Sector: Capital Expenditure: Funded from Aids and Grants:	163,446,257	280,000,000	280,000,000		58
159,839,410	TOTAL CAPITAL EXPENDITURE	314,843,326	1,329,689,370	1,329,689,370	-	101
	Intangible Assets					
71,955,563	CLOSING BALANCE	71,625,111	-	-	-	



TALATA MAFARA LOCAL GOVERNMENT

NOTES TO THE FINANCIAL STATEMENTS FOR THE YEAR ENDED 31st DECEMBER, 2022

NOTES	DETAILS	ACTUAL 2022 ₦	ACTUAL 2021 ₦	BUDGET 2022 ₦	VARIANCE 2022 ₦
1	STATUTORY ALLOCATION				
	- Statutory Allocation	1,473,162,879	1,373,575,455	1,625,630,650	(152,467,771)
	- Excess Crude Oil				-
		1,473,162,879	1,373,575,455	1,625,630,650	(152,467,771)
2	OTHER RECEIPTS				
	- Share of Ecology Funds	47,617,000	38,033,044		47,617,000
	- Share of Exchange Gains Difference	5,687,440	19,133,632		5,687,440
	- Distribution of Non-oil Excess Account	103,906,615	87,500,307		103,906,615
	- Share of Excess Bank Charges Recovered	4,596,124	1,685,309		4,596,124
	- Share of Electronic Money Transfer Levy	45,519,025			45,519,025
	- Share of Forex Equalization		3,746,655		-
	- Share of Solid Minerals		1,888,868		-
	- Distribution of FAAC Deduction		7,152,055		-
		207,326,204	159,139,870	-	207,326,204
3	TRANSFERS FROM OTHER GOVERNMENT AGENCIES				
	- Office of the Accountant General of the Federation (OAGF)	420,507,375	-		420,507,375
	- Zamfara State Government Sub-Treasury	3,367,774			3,367,774
		423,875,149	-	-	423,875,149
4	OTHER TRANSFERS				
	- Cash Deposit Sanusi	2,525			2,525
	- Abubakar S/Fawa Dambo	6,646			6,646
	- Nasiru Bello Cash Deposit	1,661,457			1,661,457
	- Ahmad Cash Deposit	3,322,915			3,322,915
	- Shehu Sani Cash Deposit	1,661,457			1,661,457
	- Breed Seeds Nigeria Limited		6,645,829		-
	- Masak Global Concept		33,229,147		-
		6,655,001	39,874,977	-	6,655,001



TALATA MAFARA LOCAL GOVERNMENT

NOTES	DETAILS	ACTUAL 2022 ₦	ACTUAL 2021 ₦	BUDGET 2022 ₦	VARIANCE 2022 ₦
5	INDEPENDENT REVENUE (IGR)				
	- Direct Taxes	-	-		
	- Rates	7,979,300	10,864,270		7,979,300
	- Licences	1,826,350	2,455,090	17,853,980	(16,027,630)
	- Mining Rents	-	-		-
	- Royalties	-	-		-
	- Fees	6,882,380	6,355,740	8,700,000	(1,817,620)
	- Fines	1,904,400	2,764,520		1,904,400
	- Sales	-	-		-
	- Earnings	8,994,820	12,258,180	17,500,000	(8,505,180)
	- Sales/Rent of Government Buildings	-	-		-
	- Sales/Rent on Lands and Others	210,530	1,914,800		210,530
	- Repayments- General	-	-		-
	- Investment income	-	-		-
	- Interest Earned	-	1,877,670		-
	- Re-Imbursement/Miscellaneous Receipt	-	-		-
		27,797,780	38,490,270	44,053,980	(16,256,200)
6	PERSONNEL COST				
	- Office of the Chairman	5,648,028	4,479,323	21,280,180	15,632,152
	- Office of the Vice Chairman	-	600,000	4,408,970	4,408,970
	- Adviser/Assistant to the Chairman/V. Chairman	37,725,484	26,550,658		(37,725,484)
	- Office of the Secretary	3,133,608	3,300,919	12,828,390	9,694,782
	- Internal Audit			653,250	653,250
	- The Council			76,282,460	76,282,460
	- Personnel Management	14,706,904	96,197,101	51,245,600	36,538,696
	- Agric and Natural Resources	13,966,988	35,774,431	59,586,720	45,619,732
	- Finance & Supply	12,998,848	23,347,597	37,820,540	24,821,692
	- Planning, Research & Statistics			4,921,380	4,921,380
	- Works & Housing	12,893,180	22,069,280	31,417,060	18,523,880
	- Primary Health Care Services	28,954,074	78,593,048		(28,954,074)
	- Traditional Offices	5,601,600	5,373,021	42,504,000	36,902,400
	- Social & Community Development	14,944,566	38,284,244	56,206,670	41,262,104
		150,573,280	334,569,622	399,155,220	248,581,940



TALATA MAFARA LOCAL GOVERNMENT

NOTES	DETAILS	ACTUAL 2022 ₦	ACTUAL 2021 ₦	BUDGET 2022 ₦	VARIANCE 2022 ₦
7	OVERHEAD COST				
	- Office of the Chairman	32,662,598	29,891,248	29,900,000	(2,762,598)
	- Office of the Vice Chairman	9,290,380	7,000,000	16,200,000	6,909,620
	- Adviser/Assistant to the Chairman/V. Chairman	4,591,470	-		
	- Office of the Secretary	6,240,150	8,106,587	14,000,000	7,759,850
	- Internal Audit	3,008,140	-	9,600,000	
	- The Council	12,180,370	19,528,007	24,000,000	11,819,630
	- Personnel Management	83,456,948	72,349,985	41,000,000	(42,456,948)
	- Agric and Natural Resources	7,253,227	6,801,686	19,000,000	11,746,773
	- Finance & Supply	27,717,555	23,473,817	50,000,000	22,282,445
	- Planning, Research & Statistics	2,140,260	-	12,500,000	
	- Works & Housing	6,020,480	4,514,919	25,500,000	19,479,520
	- Primary Health Care Services	16,685,224	19,369,344		(16,685,224)
	- Traditional Offices	2,480,230	3,000,000		(2,480,230)
	- Social & Community Development	242,628,557	197,436,975	141,900,000	(100,728,557)
	- Miscellaneous	-			-
		456,355,588	391,472,568	383,600,000	(85,115,718)
8	CONSOLIDATED REVENUE FUND CHARGES				
	- Primary School Teachers Salary	450,835,248	410,026,802	336,218,350	(114,616,898)
	- Training Fund	10,984,145	8,242,987	22,000,000	11,015,855
	- Contribution to Emirate Council	53,864,346	47,945,377	60,000,000	6,135,654
	- Contribution to Pension Funds	82,500,000	85,714,286	85,714,290	3,214,290
	- Common Services	25,901,695	26,644,611	32,000,000	6,098,305
	- Agency for Mass Education Salary	25,374,436	24,652,980	26,000,000	625,564
	- Primary Health Care Staff Salary	78,462,852	84,462,852	99,560,000	21,097,148
	- Traditional Rulers Salary	39,711,143			(39,711,143)
	- Salary of New S/Administrator ADCs	60,642,857			(60,642,857)
	- Salary of Special Assistant	7,192,857			(7,192,857)
		835,469,580	687,689,894	661,492,640	(173,976,940)



TALATA MAFARA LOCAL GOVERNMENT

NOTES	DETAILS	ACTUAL 2022 ₦	ACTUAL 2021 ₦	BUDGET 2022 ₦	VARIANCE 2022 ₦
9	CRF CHARGES- PUBLIC DEBT CHARGES				
	- Short Term Borrowings	171,314,785	95,632,914	45,000,000	(126,314,785)
	- Withholding Tax	6,645,829	2,108,505	27,680,000	21,034,171
	- Value Added Tax (V.A.T FIRS)	6,645,829	2,108,505	30,000,000	23,354,171
	- Others/Taxes	9,590,712	1,054,253	18,000,000	8,409,288
	- Pay as You Earn (PAYE)	13,441,964	17,999,342		(13,441,964)
	- Water Rate	5,102,800	5,923,300		(5,102,800)
	- National Health Insurance Scheme				-
	- Contributory Pension Scheme				-
	- Union Dues	8,234,048	6,839,060		(8,234,048)
	- Party Contributory Scheme	5,604,604	6,707,437		(5,604,604)
	- Housing Funds (NHF)	5,983,240	4,951,698		(5,983,240)
	- Insurance Programmes (Superannuation)				-
	- Welfare Loan Scheme				-
	- Dependent Fund (Development Levy)				-
	- Poverty Alleviation Scheme				-
	- Other/Loan Deductions	9,908,868	19,845,809		(9,908,868)
	- Payout Recovered				-
	- Overpayment Recoverable (Receipt)				-
		242,472,679	163,170,822	120,680,000	(121,792,679)
10	OTHER TRANSFERS TO GOVERNMENT AGENCIES:				
	- Ministry of Forestry & L/D	797,500			(797,500)
	- Directorate for Islamic Organisation	3,788,123			(3,788,123)
	- Local Government Pension Board	1,329,166			(1,329,166)
	- Ministry of Security and Home Affairs	13,258,430	32,607,762		(13,258,430)
	- Federal Inland Revenue Service (V.A.T)	2,990,623	1,661,457		(2,990,623)
	- Federal Inland Revenue Service (W.H.T)	2,990,623	1,661,457		(2,990,623)
	- Zamfara State Ministry of Justice	2,540,036	2,497,234		(2,540,036)
	- Zamfara Secretary to State Government (H.A.D)		11,430,827		-
	- Zamfara State Universal Basic Education (U.B.E)		2,110,317		-
	- Zamfara State Internal Revenue Service (I.R.S)		3,322,915		-
	- Zamfara State Zakkat & Endowment Board		731,041		-
	- Zamfara State Local Government Service Commission		332,291		-
	- Permanent Secretary (MLGA)		13,958,170		-
		27,694,500	70,313,472	-	(27,694,500)



TALATA MAFARA LOCAL GOVERNMENT

NOTES	DETAILS	ACTUAL 2022 ₦	ACTUAL 2021 ₦	BUDGET 2022 ₦	VARIANCE 2022 ₦
11	TRANSFERS TO OTHERS:				
	- Anti Thuggery Standing Committee	6,645,829			(6,645,829)
	- House Committee on Local Government	1,661,457			(1,661,457)
	- U.B.A	13,291,659			(13,291,659)
	- Algon	664,583	5,582,497		(664,583)
	- KC Group		1,329,166		-
	- LG Secretaries Forum		930,416		-
	- LG Director Administration Forum		930,416		-
		22,263,529	8,772,495	-	(22,263,529)
12	CAPITAL EXPENDITURE				
	ADMINISTRATIVE SECTOR				
	- Purchase of Fixed Assets	88,308,485	75,714,738	255,000,000	166,691,515
	- Construction/Provision of Fixed Assets	21,619,548	15,037,455	40,000,000	18,380,452
	- Rehabilitation/Repairs of Fixed Assets	1,528,754	2,268,073		(1,528,754)
	- Preservation of Environment	-	-		-
		111,456,787	93,020,266	295,000,000	183,543,213
	ECONOMIC SECTOR				
	- Purchase of Fixed Assets	10,633,327	465,208	30,000,000	19,366,673
	- Construction/Provision of Fixed Assets	29,253,788	27,086,709	663,720,800	634,467,012
	- Rehabilitation/Repairs of Fixed Assets	53,167	1,058,647	40,968,570	40,915,403
	- Preservation of Environment	-	-	20,000,000	20,000,000
		39,940,282	28,610,565	754,689,370	714,749,088
	SOCIAL SECTOR				
	- Purchase of Fixed Assets	105,223,085	66,458	80,000,000	(25,223,085)
	- Construction/Provision of Fixed Assets	36,492,295	24,119,812	165,000,000	128,507,705
	- Rehabilitation/Repairs of Fixed Assets	21,730,877	14,022,309	35,000,000	13,269,123
	- Preservation of Environment	-	-		-
		163,446,257	38,208,580	280,000,000	116,553,743
	TOTAL CAPITAL EXPENDITURE BY SECTOR	314,843,326	159,839,410	1,329,689,370	1,014,846,044



TALATA MAFARA LOCAL GOVERNMENT

NOTES	DETAILS	ACTUAL 2022 ₦	ACTUAL 2021 ₦	BUDGET 2022 ₦	VARIANCE 2022 ₦
13	PROCEEDS FROM LOANS/OTHER BORROWINGS				
	- Commercial Banks Loans (U.B.A Contract Finance Loan)	-	132,916,589	1,000,000,000	1,000,000,000
	- Commercial Banks Loans (U.B.A Shortterm Loan)	132,916,589	26,583,318		
		132,916,589	159,499,907	1,000,000,000	1,000,000,000
14	OTHER BANKS OF THE TREASURY				
	- UBA PLC	37,782	37,358		
	- Zenith Bank PLC	92,175	(805)		
	- First Bank PLC		59		
		129,957	36,613		
15	CASH HELD BY DEPARTMENT & AGENCIES				
	- Cash at Hand with MLGCA (JAAC 1)				
	i. U.B.A PLC	(16,798,487)	16,767		
	ii. Fidelity Bank PLC	-	192		
		(16,798,487)	16,959		
	- Cash at Hand with MLGCA (Salary)				
	i. U.B.A PLC I	21,907	133,804		
	ii. Fidelity Bank PLC	-	3,830		
		21,907	137,634		



TALATA MAFARA LOCAL GOVERNMENT

NOTES	DETAILS	ACTUAL 2022 ₦	ACTUAL 2021 ₦	BUDGET 2022 ₦	VARIANCE 2022 ₦
15	- Cash at Hand with MLGCA (Dev. Sarving)				
	i. U.B.A PLC	3,162,962	17,015,057		
	ii. Heritage Bank PLC	20,162	20,165		
	iii. Fidelity Bank PLC	-	337		
		3,183,124	17,035,559		
	- Cash at Hand with MLGCA (Revenue Accounts)				
	i. U.B.A I PLC	2,595	2,595		
	ii. U.B.A II Bank PLC	9,784	209,563		
	iii. Sterling Bank PLC	12,272	12,272		
	iv. Zenith Bank PLC	408,317	1,207,423		
		432,968	1,431,853		
	- Cash at Hand with MLGCA (Contract Finance Loan)				
	i. U.B.A PLC	84,655,642	53,296,945		
		84,655,642	53,296,945		
	TOTAL CASH HELD BY DEPARTMENT & AGENCIES	71,495,154	71,918,950		
16	LOCAL GOVERNMENT INVESTMENTS				
	Oceanic Bank	59,699	59,699		
	CCNN Sokoto	200,000	200,000		
	Nig Merchant Bank	33,300	33,300		
	First Bank	66,600	66,600		
	Zamfara Investment Co.	500,000	500,000		
	Unity Bank (BON)	422,615	422,615		
	Intercontinental Bank	1,350,000	1,350,000		
	Brightway Solid Minerals Dev. Co.	104,090,661	104,090,661		
	Zamfara State Investment Company	6,643,829	6,643,829		
		113,366,704	106,722,875		



TALATA MAFARA LOCAL GOVERNMENT

NOTES	DETAILS	ACTUAL 2022 #	ACTUAL 2021 #	BUDGET 2022 #	VARIANCE 2022 #
17	ADVANCES				
	Sani Mani Aliyu & Others	5,811,500	5,811,500		
	Abubakar Balarabe & Others	5,621,118	5,621,118		
	Musa Mani B. & Others	5,311,140	5,311,140		
	Ibrahim A. Gusau & Others	4,870,100	4,870,100		
	Muh'd Hassan & Others	3,900,118	3,900,118		
	Muh'd Lauwali Nahuche & Others	5,980,400	5,980,400		
	yahaya Ibrahim Shinkafi & Others	4,160,500	4,160,500		
	Haliru Aliyu Gusau & Others	5,701,500	5,701,500		
	Sirajo Jafaru & Others	5,621,117	5,621,117		
	Suleiman Ibrahim & Others	5,901,200	5,901,200		
	Jummai Sani & Others	14,404,157	14,404,157		
		67,282,850	67,282,850		
18	CONSOLIDATED REVENUE FUNDS				
	- Opening Balance	71,955,563	135,224,632		
	- Revenue	3,178,062,172	2,513,509,963		
		3,250,017,735	2,648,734,595		
	- Less				
	- Expenditure	3,178,392,624	2,576,779,032		
	- Closing Balance	71,625,111	71,955,563		
19	DEPOSITS				
	- Cash at Hand with MLGCA (JAAC 1)	(16,798,487)	16,959		
	- Cash at Hand with MLGCA (Salary)	21,907	137,634		
	- Cash at Hand with MLGCA (Dev. Saving)	3,183,124	17,035,559		
	- Cash at Hand with MLGCA (Advert Revenue Account)	432,968	1,431,853		
	- Cash at Hand with MLGCA (Contract Finance Loan)	84,655,642	53,296,945		
		71,495,154	71,918,950		



ZAMFARA STATE OF NIGERIA
TALATA MAFARA LOCAL GOVERNMENT
REPORT AND FINANCIAL STATEMENTS (IPSAS - CASH)
For the Year Ended 31st December, 2022



No1 Govt House Road,
Gusau, Zamfara state.
26TH July, 2023

The Sole Administrator,
Talata Mafara Local Govt council,
Zamfara State.

Dear Sir,

CERTIFICATE OF BALANCE ON ACCOUNT 1005062039.

We write to confirm that Talata Mafara Local Govt Council **1004412747**
had the sum (N37,781.77 Cr) at December 2022 respectively

At the request of our client, we hereby confirm his certificate of
balance as appended below for your further action

Yours Faithfully,

For: United Bank for Africa PLC


MUHAMMAD ZAYYANU
Authorized Signatory


ASMA'U SABO
Authorized Signatory

United Bank for Africa Plc. RC No. 2457. UBA House, 57 Marina, Lagos

Tony O. Elumelu CON (Chairman). Oliver Alawuba (GMD/CEO)
Muyiwa Akinyemi (DMD). Executive Directors: Ugochukwu Nwaghodoh, Alex Alozie, Emem Usoro, Sola Yomi-Ajayi.
Non-Executive Directors: Owanari Duke, Samuel Oni (FCA), Angela Aneke, Erelu Angela Adebayo, Abdulqadir Jeli Bello,
Isaac Olukayode Fasola, Aisha Hassan Baba, OON, Caroline Anyanwu.

www.ubagroup.com



ZAMFARA STATE OF NIGERIA
TALATA MAFARA LOCAL GOVERNMENT
REPORT AND FINANCIAL STATEMENTS (IPSAS - CASH)
For the Year Ended 31st December, 2022



ZENITH BANK PLC

RC: 150224

TALATA MAFARA BRANCH

Sokoto Gusau Road, Mafara
P.M.B 01026,
Zamfara State, Nigeria.
www.zenithbank.com | SWIFT: ZEIBNGLA



DATE: July 26,2023

CERTIFICATE OF BALANCE

ACCOUNT NAME: TALATA MAFARA LG REVENUE ACCT

ACCOUNT NUMBER: 1213724101

MONTH: DECEMBER

BALANCE(cleared + uncleared) N92,175.44 AS AT 31ST DECEMBER 2022

ABUBAKAR IDRIS
Head of Operations

IBRAHIM MOHAMMED G
Branch Manager

THE BOARD:

Chairman: Jim Ovia, CFR. **Group Managing Director/CEO:** Ebenezer Onyeagwu | **Deputy Managing Director:** Adaora Umeoji, OON.
Executive Directors: Umar Shuaib Ahmed | Temitope Fasoranti | Dennis Olisa | Henry Oroh | Adobi Nwapa | Akindele Ogunranti
Non-Executives: Mr. Gabriel Ukpeh | Engr. Mustafa Bello | Dr. Al-Mujtaba Abubakar, MON. | Omobola Ibidapo-Obe Ogunfowora (Ph.D)
Peter Olatunde Bamkole (Ph.D) | Mr. Chuks Emma Okoh



ZAMFARA STATE OF NIGERIA
TALATA MAFARA LOCAL GOVERNMENT
REPORT AND FINANCIAL STATEMENTS (IPSAS - CASH)
For the Year Ended 31st December, 2022



No1 Govt House Road,
Gusau, Zamfara state.
13TH Oct 2023

The Commissioner,
MIN FOR LOCAL GOVT ACCOUNT--JAAC 1
Zamfara State.

Dear Sir,

CERTIFICATE OF BALANCE ON ACCOUNT 1015967533

We write to confirm that MIN FOR LOCAL GOVT ACCOUNT--JAAC 1
1015967533 had the sum (252,767,346.10) at 31st December, 2022.

At the request of our client, we hereby confirm his certificate of
balance as appended below for your further action

Yours Faithfully,

For: United Bank for Africa PLC


MUHAMMAD ZAYYANU
Authorized Signatory


ASMA'U SABO
Authorized Signatory

United Bank for Africa Plc. RC No. 2457. UBA House, 57 Marina, Lagos

Tony O. Elumelu CON (Group Chairman), Amb. Joseph Keshi OON (Vice-Chairman), Kennedy Uzoka (GMD/CEO),
Oliver Alawuba (DMD Africa), Ayoku Liadi (DMD Nigeria), Executive Directors: Uche Ike, Chukwuma Nweke,
Ibrahim Puri, Chiugo Ndubisi. Non-Executive Directors: Owanari Duke, Samuel Oni FCA, Angela Aneke,
Erelu Angela Adebayo, Abdulqadir J. Bello, Kayode Fasola, Aisha Hassan-Baba.

www.ubagroup.com

Tin: 01126011 - 0001



ZAMFARA STATE OF NIGERIA
TALATA MAFARA LOCAL GOVERNMENT
REPORT AND FINANCIAL STATEMENTS (IPSAS - CASH)
For the Year Ended 31st December, 2022



No1 Govt House Road,
Gusau, Zamfara state.
13TH Oct 2023

The Commissioner,
ZAMFARA STATE LOCAL GOVTS SALARY ACCOUNT
Zamfara State.

Dear Sir,

CERTIFICATE OF BALANCE ON ACCOUNT 1018795827

We write to confirm that ZAMFARA STATE LOCAL GOVTS SALARY ACCOUNT **1018795827** had the sum 329,641.02Cr at 31st December, 2022.

At the request of our client, we hereby confirm his certificate of balance as appended below for your further action

Yours Faithfully,

For: United Bank for Africa PLC


MUHAMMAD ZAYYANU
Authorized Signatory


ASMA'U SABO
Authorized Signatory

United Bank for Africa Plc. RC No. 2457. UBA House, 57 Marina, Lagos

Tony O. Elumelu CON (Group Chairman), Amb. Joseph Keshi OON (Vice-Chairman), Kennedy Uzoka (GMD/CEO), Oliver Alawuba (DMD Africa), Ayoku Liadi (DMD Nigeria), Executive Directors: Uche Ike, Chukwuma Nweke, Ibrahim Puri, Chiugo Ndubisi. Non-Executive Directors: Owanari Duke, Samuel Oni FCA, Angela Aneke, Erelu Angela Adebayo, Abdulqadir J. Bello, Kayode Fasola, Aisha Hassan-Baba.

www.ubagroup.com

Tin: 01126011 - 0001



ZAMFARA STATE OF NIGERIA
TALATA MAFARA LOCAL GOVERNMENT
REPORT AND FINANCIAL STATEMENTS (IPSAS - CASH)
For the Year Ended 31st December, 2022



No1 Govt House Road,
Gusau, Zamfara state.
13TH Oct 2023

The Commissioner,
MINISTRY FOR LOCAL GOVT DEVELOPMENT SAVINGS ACCT
Zamfara State.

Dear Sir,

CERTIFICATE OF BALANCE ON ACCOUNT 1019185166

We write to confirm that MINISTRY FOR LOCAL GOVT DEVELOPMENT SAVINGS ACCT **1019185166** had the sum 47,957,181.87Cr at 31st December, 2022.

At the request of our client, we hereby confirm his certificate of balance as appended below for your further action

Yours Faithfully,

For: United Bank for Africa PLC


MUHAMMAD ZAYYANU
Authorized Signatory


ASMA'U SABO
Authorized Signatory

United Bank for Africa Plc. RC No. 2457. UBA House, 57 Marina, Lagos

Tony O. Elumelu CON (Group Chairman), Amb. Joseph Keshi OON (Vice-Chairman), Kennedy Uzoka (GMD/CEO), Oliver Alawuba (DMD Africa), Ayoku Liadi (DMD Nigeria), Executive Directors: Uche Ike, Chukwuma Nweke, Ibrahim Puri, Chiugo Ndubisi. Non-Executive Directors: Owanari Duke, Samuel Oni FCA, Angela Aneke, Erelu Angela Adebayo, Abdulqadir J. Bello, Kayode Fasola, Aisha Hassan-Baba.

www.ubagroup.com

Tin: 01126011 - 0001



ZAMFARA STATE OF NIGERIA
TALATA MAFARA LOCAL GOVERNMENT
REPORT AND FINANCIAL STATEMENTS (IPSAS - CASH)
For the Year Ended 31st December, 2022



6



The Manager,
Heritage Bank Plc.
Zamfara State.

13th October, 2023

The Director Finance,
Ministry for Local Government and Chieftaincy Affairs,
Zamfara State.

Dear Sir,

RE: REQUEST FOR STATEMENT AND CERTIFICATE OF ACCOUNT

We write to confirm that DEVELOPMENT SAVINGS ACCOUNT, ZAMFARA STATE 5900009176 had the sum of N303,380.02 as at 31st December, 2022

At the request of our client, we hereby confirm his Certificate of balance as appended below for your further action.

Please acknowledge receipt on the duplicate copy.

Thank you.

Yours faithfully,

For: **HERITAGE BANK PLC**


18/08/2022.
Authorised Signatory


18/08/22
Authorised Signatory

Heritage Bank Plc RC No: 1259460
Plot 292B, Ajose Adeogun Street, Victoria Island, Lagos
01 2369500, 01 6329500

www.hbng.com
info@hbng.com

Acting Chairman: Alh. Jani Ibrahim, MD/CEO: Mr Ifie Sekibo, Executive Director: Mr Jude Monye
Directors: Mr Adewunmi Ogunsanya, (SAN), Mr Ndujimi Alaibe, Mrs Oluwayemisi Disu.



ZAMFARA STATE OF NIGERIA
TALATA MAFARA LOCAL GOVERNMENT
REPORT AND FINANCIAL STATEMENTS (IPSAS - CASH)
For the Year Ended 31st December, 2022



No1 Govt House Road,
Gusau, Zamfara state.
13TH Oct 2023

The Commissioner,
Zamfara State Ministry for Local Government,
Zamfara State.

Dear Sir,


**CERTIFICATE OF BALANCE ON ACCOUNT FOR ADVERT REVENUE
ACCOUNT MINISTRY OF LOCAL GOVT AND CHIEFTANCY-1016293903.**

We write to confirm that balances for ADVERT REVENUE ACCOUNT MINISTRY OF LOCAL GOVT AND CHIEFTANCY to be N39,044.15 CR (Thirty-Nine Thousand Forty-Four Naira Fifteen Kobo Only) as at 31th December 2022,

At the request of our client, we hereby confirm his certificate of balance as appended below for your further action

Yours Faithfully,

For: United Bank for Africa PLC


MUHAMMAD ZAYYANU
Authorized Signatory


ASMA'U SABO
Authorized Signatory

United Bank for Africa Plc. RC No. 2457. UBA House, 57 Marina, Lagos

Tony O. Elumelu CON (Chairman). Oliver Alawuba (GMD/CEO)
Muyiwa Akinyemi (DMD). Executive Directors: Ugochukwu Nwaghodoh, Alex Alozie, Emem Usoro, Sola Yomi-Ajayi.
Non-Executive Directors: Owanari Duke, Samuel Oni (FCA), Angela Aneke, Erelu Angela Adebayo, Abdulqadir Jeli Bello,
Isaac Olukayode Fasola, Aisha Hassan Baba, OON, Caroline Anyanwu.

www.ubagroup.com



ZAMFARA STATE OF NIGERIA
TALATA MAFARA LOCAL GOVERNMENT
REPORT AND FINANCIAL STATEMENTS (IPSAS - CASH)
For the Year Ended 31st December, 2022



No1 Govt House Road,
Gusau, Zamfara state,
13TH Oct 2023

The Commissioner,
Zamfara State Ministry for Local Government,
Zamfara State.

Dear Sir,

CERTIFICATE OF BALANCE ON ACCOUNT FOR MINISTRY FOR LOCAL GOVERNMENT REVENUE ACCOUNT-1022733156.

We write to confirm that balances for ADVERT REVENUE ACCOUNT MINISTRY OF LOCAL GOVT AND CHIEFTANCY to be N147,224.12 CR (One Hundred and Fourty Seven Thousand Two Hundred and Twenty Four Naira Twelve Kobo Only) as at 31th December 2022, At the request of our client, we hereby confirm his certificate of balance as appended below for your further action

Yours Faithfully,

For: United Bank for Africa PLC


MUHAMMAD ZAYYANU
Authorized Signatory


ASMA'U SABO
Authorized Signatory

United Bank for Africa Plc. RC No. 2457. UBA House, 57 Marina, Lagos

Tony O. Elumelu CON (Chairman). Oliver Alawuba (GMD/CEO)
Muyiwa Akinyemi (DMD). Executive Directors: Ugochukwu Nwaghodoh, Alex Alozie, Emem Usoro, Sola Yomi-Ajayi.
Non-Executive Directors: Owanari Duke, Samuel Oni (FCA), Angela Aneke, Erelu Angela Adebayo, Abdulqadir Jeli Bello,
Isaac Olukayode Fasola, Aisha Hassan Baba, OON, Caroline Anyanwu.

www.ubagroup.com



ZAMFARA STATE OF NIGERIA
TALATA MAFARA LOCAL GOVERNMENT
REPORT AND FINANCIAL STATEMENTS (IPSAS - CASH)
For the Year Ended 31st December, 2022



18TH OCTOBER 2023

THE PERMANENT SECRETARY,
 MINISTRY FOR LOCAL GOVERNMENT AFFAIRS,
 BYE PASS BEHIND USAINI JUMAAT MOSQUE, GUSAU,
 ZAMFARA STATE.

Dear Sir/Madam,

CONFIRMATION OF ACCOUNT BALANCE –MINISTRY FOR LOCAL GOVERNMENT AND CHIEFTAINCY AFFAIRS.

We write at the instance of the above-named customer who maintains a current account (0021892315) with us.

The balance as at the close of business on 31st December 2022 is NGN184,660.10

Kindly accord our customer all necessary assistance required.

Thank you for your co-operation.

Yours faithfully,

For: STERLING BANK PLC

AUTHORISED SIGNATORY

Ibrahim Sabo

AUTHORISED SIGNATORY

Airaoje Yusuf

Board of Directors

Chairman:
 Mr. Asue Ighodalo
 Members:
 Mr. Abubakar Suleiman

Executive Director:
 Mr. Tunde Adeola
 Mr. Raheem Owodeyi

Non-Executive Directors:
 Mr. Olatun Kajero
 Mrs. Tolrac Tijani
 Mr. Michael Jituboh
 Mrs. Folasade Kiloso
 Mr. Olatunji Mayaki
 Mr. Manish Singhal

Independent Directors:
 Mr. Michael Ajukwu
 Mrs. Otusola Oworu

Sterling Bank Ltd. (RC No 2392)

Head Office: 20 Marina, Lagos
 Tel: 01-7003270
 sterling.ng



ZAMFARA STATE OF NIGERIA
TALATA MAFARA LOCAL GOVERNMENT
REPORT AND FINANCIAL STATEMENTS (IPSAS - CASH)
For the Year Ended 31st December, 2022



ZENITH BANK PLC

RC: 150224

ZAMFARA BRANCH

No. 49 Sani Abacha Way, Gusau,
Zamfara State.
Tel: (063) 204436,7,9, 204382,4,8, 204439
www.zenithbank.com



DATE: October 16, 2023

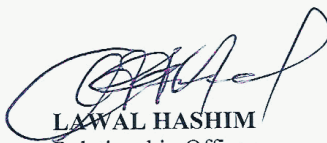
CERTIFICATE OF BALANCE

ACCOUNT NAME: ZAMFARA STATE MIN. FOR L.G & CHIEFTAINCY

ACCOUNT NUMBER 1012848206

MONTH DECEMBER

BALANCE (CLEARED+UNCLEARED) N 6,143,959.54 AS AT 31ST DECEMBER 2022


LAWAL HASHIM
Relationship Officer


SALMAN HARUNA
Branch Head

THE BOARD

Chairman: Jim Ovia, CFR | Group Managing Director/CEO: Ebenezer Onyeagwu | Deputy Managing Director: Adaora Umeoji, OON.
Executive Directors: Temitope Fasoranti | Henry Oroh | Adobi Nwapa | Akindele Ogunranti
Non-Executives: Mr. Gabriel Ukpeh | Engr. Mustafa Bello | Dr. Al-Mujtaba Abubakar, MON. | Omobola Ibidapo-Obe Ogunfowora (Ph.D)
Peter Olatunde Bamkole (Ph.D) | Mr. Chuks Emma Okoh



ZAMFARA STATE OF NIGERIA
TALATA MAFARA LOCAL GOVERNMENT
REPORT AND FINANCIAL STATEMENTS (IPSAS - CASH)
For the Year Ended 31st December, 2022



No1 Govt House Road,
Gusau, Zamfara state.
13TH Oct 2023

The Commissioner,
Zamfara State Ministry for Local Government,
Zamfara State.

Dear Sir,

CERTIFICATE OF BALANCE ON ACCOUNT FOR ZAMFARA STATE LOCAL GOVERNMENT LOAN REPAYMENT ACCOUNT-1022625648

We write to confirm that balances for ZAMFARA STATE LOCAL GOVERNMENT LOAN REPAYMENT ACCOUNT to be N1,273,816,042.53 CR (One Billion Two Hundred and seventy-three Million, Eight Hundred and Sixteen Thousand Forty Naira Fifty-three Kobo Only) as at 31th December 2022,

At the request of our client, we hereby confirm his certificate of balance as appended below for your further action

Yours Faithfully,

For: United Bank for Africa PLC


MUHAMMAD ZAYYANU
Authorized Signatory


ASMA'U SABO
Authorized Signatory

United Bank for Africa Plc. RC No. 2457. UBA House, 57 Marina, Lagos

Tony O. Elumelu CON (Chairman). Oliver Alawuba (GMD/CEO)
Muyiwa Akinyemi (DMD). Executive Directors: Ugochukwu Nwaghodoh, Alex Alozie, Emem Usoro, Sola Yomi-Ajayi.
Non-Executive Directors: Owanari Duke, Samuel Oni (FCA), Angela Aneke, Erelu Angela Adebayo, Abdulqadir Jeli Bello,
Isaac Olukayode Fasola, Aisha Hassan Baba, OON, Caroline Anyanwu.

www.ubagroup.com